




| RefillMax product | OEM Product Number | Description | Chip Photo |
|------------------------------|----------------------|---|--|
| Epson new 7-pin chips | | | |
| RME-T124171242/1243/1244 | T124171242/1243/1244 | Epson Stylus NX420 Epson Workforce 520 |  |
| RME-T1251/1252/1253/1254 | T1251/1252/1253/1254 | Epson Stylus NX620 Epson Workforce 520 | |
| RME-T1261/1262/1263/1264 | T1261/1262/1263/1264 | Epson Workforce 520 Epson Workforce 635 | |
| RME-T1271/1272/1273/1274 | T1271/1272/1273/1274 | Epson Stylus NX620 Epson Workforce 635 | |
| RME-T1281/1282/1283/1284 | T1281/1282/1283/1284 | Epson Stylus S22/SX125/SX425W Epson Stylus Office BX305F/BX305FW | |
| RME-T1291/1292/1293/1294 | T1291/1292/1293/1294 | Epson Stylus SX425W Epson Stylus Office BX305F/BX305FW/BX525WD/BX625FWD Epson Stylus Office BX320FW | |
| RME-T1301 | T1301 | Epson Stylus Office BX525WD/BX625FWD | |
| RME-T1302/1303/1304 | T1302/1303/1304 | Epson Stylus Office BX525WD/BX625FWD Epson Stylus Office BX320FW | |
| RME-T1321 | T1321 | Epson Stylus T22/TX120 | |
| RME-T1322/1323/1324 | T1322/1323/1324 | Epson Stylus T25/TX125 | |
| RME-T1331 | T1331 | Epson Stylus NX420/T22/TX120/TX420W Epson Workforce 320/525 | |
| RME-T1332/1333/1334 | T1332/1333/1334 | Epson Stylus NX420/T22/T25/TX125/TX120/TX420W Epson Workforce 320 | |
| RME-T1351 | T1351 | Epson Stylus T25/TX125 | |
| RME-T1381/1382/1383/1384 | T1381/1382/1383/1384 | Epson Workforce 630/633/525 | |
| RME-T1401 | T1401 | Epson Workforce 630/633 | |
| RME-T1402/1403/1404 | T1402/1403/1404 | Epson Workforce 630/633/525 | |
| RME-T1411/1412/1413/1414 | T1411/1412/1413/1414 | Epson ME 32/33/320/330 Epson ME Office 620F/960FWD/900WD | |
| RME-T1421 | T1421 | Epson ME Office 620F | |

| | | |
|--|--|--|
| RME-T1431/1432/1433/1434 | T1431/1432/1433/1434 | Epson ME Office 960FWD/900WD |
| Epson 9-pin chips | | |
| RME-0731N/0732N/0733N/0734N | T0731N/0732N/0733N/0734N | Epson Stylus T10/T11/T20/T21/T40W/T13/TX220/T20E/TX213 Epson Stylus TX100/TX101/TX200/TX209/TX110/TX210/TX300F Epson Stylus TX400/TX409/TX550W/TX610/TX510FN/TX600FW/TX410 Epson Stylus C79/CX8300/CX5500 |
| RME-0731HN/0732N/0733N/0734N | T0731HN/0732N/0733N/0734N | Epson Stylus T40W/TX550W/TX410/TX200/TX400 Epson Stylus TX610/TX510FN/TX600FW |
| RME-0851N/0852N/0853N/0854N/0855N/0856N | T0851N/0852N/0853N/0854N/0855N/0856N | Epson Stylus T60 |
| RME-0901N/732N/733N/734N | T0901N/0732N/0733N/0734N | Epson Stylus T20/TX100 |
| RME-0911N/0912N/0913N/0914N | T0911N/0912N/0913N/0914N | Epson Stylus TX101/T21/TX110/TX210/TX111/TX610 Epson Stylus C91 |
| RME-0921N/0922N/0923N/0924N | T0921N/0922N/0923N/0924N | Epson Stylus T26//T27/TX117/TX119/TX106/TX109 Epson Stylus CX4300/C91 |
| RME-0981/0982/0983/0984/0985/0986 | T0981/T0982/0983/0984/0985/0986 | Epson Artisan 600/700/800/710/810/725/835 |
| RME-0981/0992/0993/0994/0995/0996 | T0981/T0992/0993/0994/0995/0996 | |
| RME-0811N/0812N/0813N/ 0814N/0815N/0816N | T0811N/0812N/0813N/0814N/0815N/0816N | Epson Stylus Photo TX700/TX800/T50/TX710W/TX650/TX810FW Epson Stylus RX615/R270/R290 |
| RME-0821N/0822N/0823N/0824N /0825N/0826N | T0821N/0822N/0823N/0824N/0825N/0826N | Epson Stylus Photo TX700/TX800/TX710W/TX650/TX810FW Epson Stylus Photo RX615/R270/R290 Epson Stylus Photo T50/T59 |
| RME-1171/0732N/0733N/0734N | T1171/0732N/0733N/0734N | Epson Stylus T23/T24/TX105/TX115 |
| RME-1031/1032/1033/1034 | T1031/1032/1033/1034 | Epson Stylus T40W/TX600FW/TX550W/TX610/TX510FN |
| RME-0961/0962/0963/0964/ 0965/0967/0968/0969 | T0961/0962/0963/0964/0965/0967/0968/0969 | Epson Stylus 2880 |
| RME-0731HN/0731HN/0732N/0733N/0734N | T0731HN/0731HN/0732N/0733N/0734N | Epson Stylus T30 |
| RME-1151/1151/0732N/0733N/0734N | T1151/1151/0732N/0733N/0734N | Epson Stylus T33 |
| RME-0971/0682/0683/0684 | T0971/0682/0683/0684 | Epson WorkForce 40/500/600 |
| RME-1001/1002/1003/1004 | T1001/1002/1003/1004 | Epson Stylus SX600FW/SX510W |
| RME-1231/1232/1233/1234 | T1231/1232/1233/1234 | Epson Stylus ME OFFICE 80W/700FW |
| RME-1191/1191/1092/1093/1094 | T1191/1191/1092/1093/1094 | Epson ME OFFICE 70 |
| RME-1091/1092/1093/1094 | T1091/1092/1093/1094 | Epson ME30/ME360/ME300/ Epson ME OFFICE 70 Epson ME OFFICE 360/80W/700FW/600F/510 |




| | | |
|-----------------------------------|------------------------------------|--|
| RME-0691/0692/0693/0694 | T0691/0692/0693/0694 | Epson Stylus CX7400/CX7000F/CX6000/CX5000/CX7400 Epson Stylus CX8400/CX9400FAX/CX7450/CX9475FAX/C120 Epson Stylus NX100/NX115/NX200/NX215/NX400/NX300/NX415 |
| RME-0691/0692/0693/0694 | T0691/0692/0693/0694 (五色) | Epson Stylus WorkForce 30/310 |
| RME-0681/0682/0683/0684 | T0681/0682/0683/0684 | Epson WorkForce 40/500/600/610/615/310 Epson WorkForce NX510/515 |
| RME-0711/0712/0713/0714 | T0711/0712/0713/0714 | Epson Stylus D78/D92/D120/DX7000F/DX5000/DX4050/4000/4400/4450 Epson Stylus S20/S21 Epson Stylus SX100/SX110/SX200/SX209/SX210/SX400/SX510 Epson Stylus SX410/SX610FW/SX600FW/SX205/SX215/SX105/SX405 Epson Stylus BX310F/BX300F/BX3450F/BX600FW/BX610FW |
| RME-0711H/0712/0713/0714 | T0711H/0712/0713/0714 | Epson Stylus D120/SX410/SX510W |
| RME-0731/0732/0733/0734 | T0731/0732/0733/0734 | Epson Stylus C79/C90/C92/C110 Epson Stylus CX3900/CX4900/CX4905/CX5600/CX5900F/CX6900F Epson Stylus CX7310/8300/CX7300 Epson Stylus CX5500/CX5501/CX5505/CX5510/C110 |
| RME-0731H/0732/0733/0734 | T0731H/0732/0733/0734 | Epson Stylus C110 Epson Stylus CX9300F |
| RME-0881/882/883/884 | T0881/0882/0883/0884 | Epson Stylus CX4400/CX4450/CX7400 Epson Stylus NX200/NX400/NX100/NX115 |
| RME-0891/0892/0893/0894 | T0891/0892/0893/0894 | Epson Stylus S20 Epson Stylus SX100/SX105/SX115 Epson Stylus SX200/SX205/SX400/SX405/SX410 Epson Stylus SX510W |
| RME-0911/912/913/914 | T0911/0912/0913/0914 | Epson Stylus C90 Epson Stylus CX5500/CX5501/CX5510/CX5505 |
| RME-0901/0732/0733/0734 | T0901/0732/0733/0734 | Epson Stylus C92/C90/CX5600/T20/T21/TX110 |
| RME-0921/922/923/924 | T0921/0922/0923/0924 | Epson Stylus C91/CX4300 |
| RME-0771/0772/0773/0774/0775/0776 | T0771/0772/0773/0774/0775/ 0776 | Epson Stylus Photo R260/R380/R280 Epson Stylus Photo RX580/RX680 |
| RME-0781/0782/0783/0784/0785/0786 | T0781/0782/0783/0784/0785/ 0786 | Epson Stylus Photo R260/R380/R280 Epson Stylus Photo RX580/RX680 Epson Stylus Photo Artisan50 |
| RME-0791/0792/0793/0794/0795/0796 | T0791/0792/0793/0794/0795/ 0796 | Epson Stylus Photo 1400/PX700W/PX800FW/P50 |
| RME-0801/0802/0803/0804/0805/0806 | T0801/0802/0803/0804/0805/ 0806 | Epson Stylus Photo R265/R360/R285 Epson Stylus Photo RX585/RX685 Epson Stylus Photo P50 Epson Stylus PX700W/PX710W/PX800FW/PX810/PX650/PX50 |
| RME-0811/0812/0813/0814/0815/0816 | T0811/0812/0813/0814/0815/ 0816 | Epson Stylus Photo R390/RX590/R270/RX690/RX610/RX615/R290/R295 Epson Stylus photo 1410 |



| | | |
|---|--|--|
| RME-0821/0822/0823/0824 /0825/0826 | T0821/0822/0823 /0824/0825/0826 | Epson Stylus R390/R270/R290/R295 Epson Stylus RX590/RX615/RX610/RX690 |
| RME-0851/0852/0853/0854/0855/0856 | T0851/0852/0853/0854/0855/ 0856 | Epson Stylus Photo 1390 |
| RME-0870/0871/0872/0873/ 0874/0877/0878/0879 | T0870/0871/0872/0873/0874/ 0877/0878/0879 | Epson Stylus Photo 1900 |

Epson Large Fo RMat Applications


| | | |
|--|---|--|
| RME-6071/6072/6073/6074/6075/ 6076/6077/6078 | T6071/6072/6073/6074/6075/60 76/6077/6079 | Epson Stylus Pro 4880 ColorBurst Epson Stylus Pro 4880 Portrait Edition |
| RME-6041/6042/6043/6044/6045/ 6046/6047/6049/6128 | T6041/6042/6043/6044/6045/60 46/6047/6049/6128 | Epson Stylus PRO 9880C/7880C |
| RME-6061/6062/6063/6064/6065/ 6066/6067/6068 | T6061/6062/6063/6064/6065/60 66/6067/6069 | Epson Stylus Pro 4880 ColorBurst Epson Stylus Pro 4880 Portrait Edition(USA) |
| RME-6051/6052/6053/6054/6055/ 6056/6057/6058 | T6051/6052/6053/6054/6055/60 56/6057/6059 | Epson Stylus Pro 4880 ColorBurst Epson Stylus Pro 4880 Portrait Edition (USA) |
| RME-6138/6132/6133/6134 | T6138/6132/6133/6134 | Epson Stylus Pro 4450 |
| RME-6118/6112/6113/6114 | T6118/6112/6113/6114 | Epson Stylus Pro 7450 |
| RME-6031/6032/6033/6034/6035/ 6036/6037/6038 | T6031/6032/6033/6034/6035/60 36/6037/6039 | Epson Stylus Pro 7880/7880ColorBust Epson Stylus Pro 9880/9880 ColorBust |
| RME-5801/5802/5803/5804/5805/ 5806/5807/5808/5809 | T5801/5802/5803/5804/5805/58 06/5807/5808/5809 | Epson Stylus Pro 3800/3805 |
| RME-5811/5812/5813/5814/5815/ 5816/5817/5818/5819 | T5811/5812/5813/5814/5815/58 16/5817/5818/5819 | Epson Stylus PRO 3800C |
| RME-5891/5892/5893/5894/5895/ 5896/5897/5898/5899 | T5891/5892/5893/5894/5895/58 96/5897/5898/5899 | Epson Stylus Pro 3850 |
| RME-5971/5972/5973/5974/5975/5976/ 597A/597B/597C | T5971/5972/5973/5974/5975/59 76/597A/597B/597C | Epson Stylus Pro 7910/9910/7710/9710 |
| RME-499/500/501/502/503/504 | T499/500/501/502/503/504 | Epson Stylus Pro 10000/10600 (PHOTOGRA) |
| RME-511/512/513/514/515/516 | T511/512/513/514/515/516 | Epson Stylus Pro 10000CF/10600 (ARCHIVAL) |
| RME-5431/5432/5433/5434/5435/ 5436/5437 | T5431/5432/5433/5434/5435/54 36/5437 | Epson Stylus Pro 4000/7600/9600 (ULTRACHROME) |
| RME-5438 | T5438 | Epson Stylus Pro 4000/4400/4800/7600/9600 (ULTRACHROME) |
| RME-5441/5442/5443/5444/5445/ 5446/5447 | T5441/5442/5443/5444/5445/54 46/5447 | Epson Stylus Pro 4000/9600 (ULTRACHROME) |
| RME-5448 | T5448 | Epson Stylus Pro 4000/4400/4800/9600 (ULTRACHROME) |
| RME-5451/5452/5453/5454/ 5455/5456 | T5451/5452/5453/5454/5455/ 5456 | Epson Stylus Pro 7600/9600 (ULTRACHROME) |
| RME-5491/5492/5493/5494/5495/ 5496/5497/5498 | T5491/5492/5493/5494/5495/54 96/5497/5498 | Epson Stylus Pro 10600 |
| RME-5621/5622/5623/5624/5625/ 5626/5627/5628 | T5621/5622/5623/5624/5625/56 26/5627/5629 | Epson Stylus Pro 7800/9800 |
| RME-5631/5632/5633/5634/5635/ 5636/5637/5638 | T5631/5632/5633/5634/5635/56 36/5637/5639 | Epson Stylus Pro 7800/9800 |




| | | |
|---|--|--------------------------------------|
| RME-5641/5642/5643/5644/5645/ 5646/5647/5648/5649 | T5641/5642/5643/5644/5645/5646/5647/5649 | Epson Stylus Pro 4800 |
| RME-5651/5652/5653/5654/5655/ 5656/5657/5658/5659 | T5651/5652/5653/5654/5655/5656/5657/5659 | Epson Stylus Pro 4800 |
| RME-5662/5663/5664/5668/5678 | T5662/5663/5664/5668/5678 | Epson Stylus Pro 7400/7800/9400/9800 |
| RME-5672/5673/5674 | T5672/5673/5674 | Epson Stylus Pro 7400/9400 |

Epson 7-pin chips (A/B)


| | | |
|---|--|---|
| RME-007 | T007/T008/T009/T017/T018 | Epson Stylus Photo 780/785/785EPX/790/870/875/890/895/900/915 Epson Stylus Photo 1270/1280/1290/1290S Epson Stylus Photo 825/777/777i Epson 1000 ICS |
| RME-015/016 | T015/016 | Epson Stylus Photo 2000SP |
| RME-026/027 | T026/027/028/029 | Epson Stylus Photo 810/820/830/830U Epson Stylus Photo 925/935 Epson Stylus Photo C60/C61/CX3100 |
| RME-0321/0322/0323/0324 | T0321/0322/0323/0324 | Epson Stylus C70/C80/C80N/C80WN/C82/C82N/C82WN Epson Stylus CX5100/CX5200/CX5300/CX5400 |
| RME-0331/0332/ 0333/0334/0335/0336 | T0331/0332/0333/0334/0335/ 0336 | Epson Stylus Photo 950/960 |
| RME-0341/0342/0343/0344/0345/0346/0347/0348 | T0341/0342/0343/0344/0345/ 0346/0347/0348 | Epson Stylus Photo 2100/2200 |
| RME-036/037 | T036/037 | Epson Stylus C42/C44/C46 |
| RME-038/039 | T038/039 | Epson Stylus C41/C43/C43U/C45 Epson Stylus CX1500/CX1500v |
| RME-040/041 | T040/041 | Epson Stylus CX3200/C62 |
| RME-0321/0422/0423/0424 | T0321/0422/0423/0424 | Epson Stylus CX5100/CX5200/CX5300/CX5400 Epson Stylus C82/C82N/C82WN |
| RME-0431/0442/0443/0444 | T0431/0442/0443/0444 | Epson Stylus C84/C84N/C84WN Epson Stylus CX6400/CX6600 |
| RME-0441/0442/0443/0444 | T0441/0442/0443/0444 | Epson Stylus C64/C66/C84/C84N/C84WN/C86 Epson Stylus CX3600/CX3650 Epson Stylus CX4600/CX6400/CX6600 |
| RME-0441/0452/0453/0454 | T0441/0452/0453/0454 | Epson Stylus C64/C66/C84/C86 Epson Stylus CX6600/CX3600/CX3650 |
| RME-0461/0472/0473/0474 | T0461/0472/0473/0474 | Epson Stylus C63/C65/C83/C85 Epson Stylus CX3500/CX4500/CX6300/CX6500 |



| | | |
|--|---|--|
| RME-0481/0482/0483/0484/0485/0486 | T0481/0482/0483/0484/0485/0486 | Epson Stylus Photo R200/R220/R300/R300M/R320/R340 Epson Stylus Photo RX500/RX600/RX620 |
| RME-0491/0492/0493/0494/0495/0496 | T0491/0492/0493/0494/0495/0496 | Epson Stylus Photo R210/R230/R310/R350 Epson Stylus Photo RX510/RX630 |
| RME-0540/0541/0542/0543/ 0544/0547/0548/0549 | T0540/0541/0542/0543/0544/0547/0548/0549 | Epson Stylus Photo R800/R1800 |
| RME-0551/0552/0553/0554 | T0551/0552/0553/0554 | Epson Stylus Photo R240/RX420/RX425/RX520 |
| RME-5591/5592/5593/5594/5595/5596 | T5591/54592/5593/5594/5595/5596 | Epson Stylus Photo RX700 |
| RME-0561/0562/0563/0564 | T0561/0562/0563/0564 | Epson Stylus Photo R250/RX430/RX530 |
| RME-057/058 | T057/058 | Epson ME 1 Epson ME 100 Epson ME1+ |
| RME-0557 | T0557 | Epson PictureMate /PictureMate 500 |
| RME-0573 | T0573 | Epson PictureMate 100 Epson PictureMate 100 Mobile Phone Edition |
| RME-0591/0592/0593/0594/0595/0596/0597/0598/0599 | T0591/0592/0593/0594/0595/0596/0597/0598/0599 | Epson Stylus Photo R2400 |
| RME-0601/0602/0603/0604 | T0601/0602/0603/0604 | Epson Stylus C88 Epson Stylus CX3800/CX3810/CX4200/CX4800/CX5800F/CX7800 |
| RME-0611H/0611/0612/0613/0614 | T0611H/0611/0612/0613/ 0614 | Epson Stylus D88/D68 series Epson Stylus DX3800/DX3850 Epson Stylus DX4800/DX4850 |
| RME-0631/0632/0633/0634 | T0631/0632/0633/0634 | Epson Stylus C67/C87 Epson Stylus CX3700/CX4100/CX4700 |
| RME-066/067 | T066/067 | Epson Stylus C48 |
| RME-0841/0842/8043/0844 | T0841/0842/0843/0844 | Epson Stylus Photo 20 |
| RME-0741/0742/0743/0744 | T0741/0742/0743/0744 | Epson CX4080 |
| RME-0751/0752/0753/0754 | T0751/0752/0753/0754 | Epson Stylus C59/CX2900/CX2905 |
| RME-0761/0762/0763/0764 | T0761/0762/0763/0764 | Epson ME200/ME2/C58 |
| RME-5846 | T05846 | Epson PictureMate Flash-PM280 Epson PictureMate pal-PM 200 Epson PictureMate Snap-PM 240/290/225 |



| | | |
|----------|-------|---|
| RME-5852 | T5852 | Epson® Picture Mate PM210/250/270/235/215 |
|----------|-------|---|








Epson new 7-pin CISS chips

| | | | |
|-------------|-------------------------------|---|-------|
| RME-T1241R | T1241/T1242/T1243/T1244 | Epson Stylus NX125/NX420 Workforce 325 | Epson |
| RME-T1251R | T1251/T1252/T1253/T1254 | Epson Stylus NX125/NX625/NX420 Workforce 520/325 | Epson |
| RME-T1261R | T1261/T1262/T1263/T1264 | Epson Workforce 520 Epson Workforce 635 | |
| RME-T1271R | T1271/T1272/T1273/T1274 | Epson Stylus NX625 Epson Workforce 635 | |
| RME-T1281R | T1281/T1282/T1283/T1284 | Epson Stylus S22/SX125/SX420W/SX425W Stylus Office BX305F/BX305FW | Epson |
| RME-T1291R | T1291/T1292/T1293/T1294 | Epson Stylus SX420W/SX425W Epson Stylus Office BX305F/BX305FW/BX525WD/BX625FWD | |
| RME-T1301R | T1301/T1302/T1303/T1304 | Epson Stylus Office BX525WD/BX625FWD | |
| RME-T1321R | T1321/T1322/T1323/T1324 | Epson Stylus NX125 | |
| RME-T1331R | T1331/T1332/T1333/T1334 | Epson Stylus NX420/T22/T25/TX120/TX420W Workforce 320 | Epson |
| RME-T1351R | T1351/T1332/T1333/T1334 | Epson Stylus T25/TX125 | |
| RME-T1381R | T1381/T1382/T1383/T1384 | Epson Workforce 320/630/633/NX420/TX420W | |
| RME-T1401R | T1401/T1402/T1403/T1404 | Epson Workforce 630/633 | |
| RME-T1411R | T1411/T1412/T1413/T1414 | Epson ME 32/33/320/330 Epson ME Office 620F/960FWD/900WD | |
| RME-T1431R | T1431/T1432/T1433/T1434 | Epson ME Office 960FWD/900WD | |
| RME-ICBK61R | ICBK61/ICC62/ICM62/ICY62 | Epson PX-503A/PX203A | |
| RME-T1291DR | T1291/T1291/T1292/T1293/T1294 | Epson Stylus Office BX320FW | |
| RME-T1381DR | T1381/T1381/T1382/T1383/T1384 | Epson Workforce525 | |
| RME-T1321LR | T1321/T1332/T1333/T1334 | Epson Stylus TX120/T22 | |




Epson 7-pin CISS chips

| | | | |
|-----------|--------------------------------------|---|--|
| RME-026R | T026/027/028/029 | Epson Stylus Photo 810/820/830/830U/925/935 |  |
| RME-0321R | T0321/0322/0323/0324 | Epson Stylus C70/C80/C80N/C80WN/C82/C82N/C82WN Epson Stylus CX5200/CX5300/CX5400 |  |
| RME-0331R | T0331/0331/0332/0333/0334/0335/ 0336 | Epson Stylus Photo 950/960 | |
| RME-036R | T036/037 | Epson Stylus C42/C44/C46 | |
| RME-038R | T038/039 | Epson Stylus C41/C43/C43U/C45 Epson Stylus CX1500/CX1500v | |
| RME-040R | T040/041 | Epson Stylus CX3200/C62 | |
| RME-0441R | T0441/0442/0443/0444 | Epson Stylus C64/C66/C84/C84N/C84WN/C86 Epson Stylus CX3600/CX3650/CX4600/CX6400/CX6600 | |
| RME-0461R | T0461/0472/0473/0474 | Epson Stylus C63/C65/C83/C85 Epson Stylus CX6300/CX6500/CX3500/CX4500 | |
| RME-0481R | T0481/0482/0483/0484/0485/0486 | Epson Stylus Photo R200/R220/R300/R300M/R320/R340 Epson Stylus Photo RX500/RX600/RX620 | |
| RME-0491R | T0491/0492/0493/0494/0495/0496 | Epson Stylus Photo R210/R230/R310/R350 Epson Stylus Photo RX510/RX630 | |
| RME-0551R | T0551/0552/0553/0554 | Epson Stylus Photo R240/RX420/RX425/RX520 | |
| RME-5591R | T5591/5592/5593/5594/5595/5596 | Epson Stylus Photo RX700 | |
| RME-0561R | T0561/0562/0563/0564 | Epson Stylus Photo R250/RX430/RX530 | |
| RME-057R | T057/058 | Epson ME 1 Epson ME 100 Epson ME1+ | |
| RME-0601R | T0601/0602/0603/0604 | Epson Stylus C88/CX3800/CX3810/CX4200/CX4800/CX5800F/CX7800 | |
| RME-0611R | T0611H/0611/0612/0613/ 0614 | Epson Stylus D88/D68 series Epson Stylus DX3800/DX3850 Epson Stylus DX4200/DX4250 Epson Stylus DX4800/DX4850 | |
| RME-0631R | T0621/0631/0632/0633/0634 | Epson Stylus C67/C87 Epson Stylus CX3700/CX4100/CX4700 | |
| RME-066R | T066/067 | Epson Stylus C48 | |
| RME-0841R | T0841/0842/0843/0844 | Epson® Stylus Photo 20 | |

| | | | |
|-------------------------------|--|--|---|
| RME-0741R | T0741/0742/0743/0744 | Epson CX4080 |  |
| RME-0751R | T0751/0752/0753/0754 | Epson Stylus C59/CX2900/CX2905 | |
| RME-0761R | T0761/0762/0763/0764 | Epson ME2/ME20 Epson C58/CX2800 | |
| Epson 9-pin CISS chips | | | |
| RME-0731NR | T0731N/0732N/0733N/0734N | Epson Stylus T10/T11/T20/T21/T40W/T13/TX220/T20E/TX213 Epson Stylus TX100/TX101/TX200/TX110/TX209/TX210/TX300F Epson Stylus TX400/TX409/TX550W/TX610/TX510FN/TX600FW/TX410 Epson Stylus C79/CX8300/CX5500 |  |
| RME-0811NR | T0811N/0812N/0813N/0814N/ 0815N/0816N | Epson Stylus Photo TX700/TX800/T50/TX710W/TX650/TX810FW Epson Stylus Photo RX615/R270/R290 | |
| RME-0821NR | T0821N/0822N/0823N /0824N/0825N/0826N | | |
| RME-0911NR | T0911N/0912N/0913N/0914N | Epson Stylus TX101/T21/TX110/TX210/C91/TX111/TX610 | |
| RME-0921NR | T0921N/0922N/0923N/0924N | Epson Stylus T26/TX106/TX109/T27/TX117/TX119 Epson Stylus CX4300/C91 | |
| RME-0981R | T0981/0982/0983/0984/0985/ 0986 | Epson Artisan 600/700/800/710/810 | |
| RME-1171R | T1171/0732N/0733N/0734N | Epson Stylus T23/TX105/T24/TX115 | |
| RME-1151R | T1151/1151/0732N/0733N/0734N | Epson Stylus T33 | |
| RME-1031R | T1031/1032/1033/1034 | Epson Stylus T40W/TX600FW/TX550W/TX610/TX510FN | |
| RME-1091R | T1091/1092/1093/1094 | Epson ME30/ME360 Epson ME OFFICE 70 Epson ME OFFICE 360/80W/700FW/600F/510 | |
| RME-1191R | T1191/1191/1092/1093/1094 | Epson ME OFFICE 70 | |
| RME-0681R | T0681/0682/0683/0684 | Epson WorkForce 40/500/600/610/615/310 Epson WorkForce NX510/515 | |
| RME-0691R | T0691/0692/0693/0694 | Epson Stylus CX7400/CX7000F/CX6000/CX5000/CX7400/CX8400 Epson Stylus CX9400FAX/CX7450/CX9475FAX/C120 Epson Stylus NX100/NX115/NX200/NX215/NX400/NX300/NX415 Epson Stylus WorkForce 500 |  |

| | | |
|------------|--|--|
| RME-0711R | T0711/0712/0713/0714 | Epson Stylus D78/D92/D120/DX7000F/DX5000/DX4050/4000/4400/4450 Epson Stylus S20/S21 Epson Stylus SX100/SX110/SX200/SX209/SX210/SX400/SX510 Epson Stylus SX410/SX610FW/SX600FW/SX205/SX215/SX105/SX405 Epson Stylus BX310F/BX300F/BX3450F/BX600FW/BX610FW |
| RME-0711HR | T0711H/0711H/0712/0713/ 0714 | Epson Stylus D120/SX410/SX510W |
| RME-0731R | T0731/0732/0733/0734 | Epson Stylus C79/C90/C92/C110 Epson Stylus CX3900/CX4900/CX4905/CX5600/CX5900F/CX6900F Epson Stylus CX7310/8300/CX7300/CX5500/CX5501/CX5505/CX5510 |
| RME-0881R | T0881/0882/0883/0884 | Epson Stylus CX4400/CX4450/CX7400 Epson Stylus NX200/NX400/NX100/NX115 |
| RME-0891R | T0891/0892/0893/0894 | Epson Stylus S20/SX510W/SX410 Epson Stylus SX100/SX105/SX200/SX205/SX405/SX400/SX115 |
| RME-0911R | T0911/0912/0913/0914 | Epson Stylus CX5500/CX5501/CX5510/CX5505/C90 |
| RME-0921R | T0921/0922/0923/0924 | Epson Stylus CX4300/C91 |
| RME-0771R | T0771/0772/0773/0774/0775/0776 | Epson Stylus Photo R260/R380/R280 Epson Stylus Photo RX580/RX680 Epson Stylus Photo Artisan50 |
| RME-0781R | T0781/0782/0783/0784/0785/0786 | |
| RME-0791R | T0791/0792/0793/0794/0795/0796 | Epson Stylus Photo 1400/PX700W/PX800FW/P50 |
| RME-0801R | T0801/0802/0803/0804/0805/0806 | Epson Stylus Photo R265/R360/R285 Epson Stylus Photo RX585/RX685 Epson Stylus Photo P50 Epson Stylus PX700W/PX710W/PX800FW/PX810/PX650/PX50 |
| RME-0811R | T0811/0812/0813/0814/0815/0816 | Epson Stylus Photo R270/R390/RX590/R295/ R690 Epson Stylus photo 1410 |
| RME-0821R | T0821/0822/0823/0824/0825/0826 | |
| RME-0851R | T0851/0852/0853/0854/0855/0856 | Epson Stylus Photo 1390 |
| RME-0871R | T0870/0871/0872/0873/0874/0877/0878/0879 | Epson Stylus Photo 1900 |
| RME-0878R | | |











| | | |
|-----------|---|-------------------------|
| RME-0961R | T0961/0962/0963/0964/0965/0966/0967/0968/0969 | Epson Stylus Photo 2880 |
| RME-0967R | | |




Epson Japan Chips

| | | | | |
|-------------|--------------------------|--|---|--|
| RME-ICBK46R | ICBK/C/M/Y46 | Epson PX-A720/A740 Epson PX-401A/402A | Epson FA700 Epson PX-501A/502A | Epson A620/A640 Epson PX-101 |
| RME-ICBK50R | ICBK/C/M/Y/LC/LM50 | Epson PM-G850 Epson PM-A940 Epson PM-G860 Epson EP-901F | Epson PM-G4500 Epson PM-A840S Epson EP-301 | Epson PM-T690 Epson PM-A840 Epson EP-801A |
| RME-ICBK53R | ICBK/C/M/Y/MB/R/OR/GL53 | Epson PX-G5300 | | |
| RME-ICMK53R | | | | |
| RME-IC2CL05 | IC1BK05/IC5CL05 | Epson PM-3300C Epson PM-720C Epson PM-780CV Epson PM-800DC Epson PM-870C | Epson PM-3500C Epson PM-780C Epson PM-790PT Epson PM-820C Epson PM-880C | Epson PM-3700C Epson PM-780CS Epson PM-800C Epson PM-820DC Epson PM-890C |
| RME-ICL06 | IC5CL06 | Epson PM-3300C Epson PM-870C | Epson PM-3500C Epson PM-890C | Epson PM-3700C |
| RME-IC2CL12 | IC1BK12/IC3CL12 | Epson CC-500L | Epson CC-550L | |
| RME-IC2CL13 | IC1BK13/IC5CL13 | Epson PM-730C Epson PM-830C Epson PM-860PT | Epson PM-740C Epson PM-840C | Epson PM-740DU Epson PM-850PT |
| RME-IC2CL28 | ICBK28/ICCL28 | Epson CL-760 | | |
| RME-IC2CL29 | ICBK29/ICCL29 | Epson CC-570L | | |
| RME-IC7CL21 | ICBK/C/M/Y/LC/LM/DY | Epson PM-930C Epson PM-970C | Epson PM-940C Epson PM-980C | Epson PM-950C |
| RME-IC4CL22 | ICBK/C/M/Y22 | Epson PX-V700 | Epson CC-660PX | |
| RME-IC8CL23 | ICBK/C/M/Y/LC/LM/GY/MB23 | Epson PM-4000PX | | |
| RME-IC4CL31 | ICBK/C/M/Y31 | Epson PX-V500 | Epson PX-V600 | Epson PX-A550 |
| RME-IC6CL32 | ICBK/C/M/Y/LC/LM | Epson PM-A850/A870/890 Epson PM-G700/720 /730 | Epson PM-D750/800 Epson PM-G800 /G820 | |
| RME-IC8CL33 | ICGL/BK/C/M/Y/R/MB/BL33 | Epson PX-G900/G920/G930/G5000/G5100 | | |



| | | | | |
|------------------------|-------------------------|---|--|---|
| RME-ICCL34 | ICCL34 | Epson E-100/200 | Epson E-100P |  |
| RME-IC6CL35 | ICBK/C/M/Y/LC/LM35 | Epson PM-D1000 | Epson PM-A900/950 Epson KX-PG1/PG2 | |
| RME-IC3CL42 | ICC/M/Y42 | Epson PX-A650 | Epson PX-V630 | |
| RME-IC6CL47 | ICBK/C/M/Y/LC/LM47 | Epson PM-A970 | Epson PM-T990 | |
| RME-IC4CL70 | ICBK/C/M/Y70 | Epson GP-710 | | |
| RME-IC6CL50 | ICBK/C/M/Y/LC/LM50 | Epson PM-G850 Epson PM-A940/A840 Epson EP-801A | Epson PM-G4500 Epson PM-G860 Epson EP-901F | Epson PM-T690 Epson EP-301 Epson PM-A840S |
| RME-IC8CL53 | ICBK/C/M/Y/MB/R/OR/GL53 | Epson PX-G5300 | |  |
| RME-IC4CL46 | ICBK/C/M/Y46 | Epson PX-A720/A740 Epson FA700 Epson A620/A640 Epson PX-401A/402A/501A/502A Epson PX-101/40A/V780 | | |
| RME-ICBK56 | ICC/M/Y46/ICBK56/ICBK56 | Epson PX-201/502A/601F/602F | |  |
| RME-ICCL45 | ICCL45 | Epson PictureMate 300/300L/330/330S/340/500/520/530/600/700/720/800/810 | E- |  |
| RME-ICBK50 | ICBK50 | Epson 703A/803A/803W/903F/903A | |  |
| RME-ICBK61 | ICBK61 | Epson PX-503A | |  |
| RME-ICC62 | ICC62 | | | |
| RME-ICM62 | ICM62 | | | |
| RME-ICY62 | ICY62 | | | |
| Canon II Series | | | | |
| RMC-CLI221BK | CLI-221BK | | | |

| | | |
|-----------------|-------------|---|
| RMC-CLI221C | CLI-221C | Canon PIXMA Series (USA) iP3600/iP4600 Canon PIXMA Series (USA) MP540/MP620/MP630/MP980 Canon PIXMA Series (USA) MX860/MX870 |
| RMC-CLI221M | CLI-221M | |
| RMC-CLI221Y | CLI-221Y | |
| RMC-PGI220BK | PGI-220BK | |
| RMC-CLI221GY | CLI-221GY | Canon PIXMA MP980 (USA) |
| RMC-BCI321BK | BCI-321BK | Canon PIXUS (Japan) iP3600/iP4600 Canon PIXUS (Japan) MP540/MP620/MP630/MP980/MX860/MX870 |
| RMC- BCI321C | BCI-321C | |
| RMC- BCI321M | BCI-321M | |
| RMC- BCI321Y | BCI-321Y | |
| RMC- BCI320PGBK | BCI-320PGBK | |
| RMC- BCI321GY | BCI-321GY | Canon PIXUS MP980 (Japan) |
| RMC-CLI521BK | CLI-521BK | Canon PIXMA Series (Europe) iP3600/iP4600 Canon PIXMA Series (Europe) MP540/MP620/MP630/MP980 Canon PIXMA Series (Europe) MX860/MX870 |
| RMC-CLI521C | CLI-521C | |
| RMC-CLI521M | CLI-521M | |
| RMC-CLI521Y | CLI-521Y | |
| RMC-PGI520BK | PGI-520BK | |
| RMC-CLI521GY | CLI-521GY | Canon PIXMA MP980 (Europe) |
| RMC-CLI821BK | CLI-821BK | Canon PIXMA Series (China) iP3680/iP4680 Canon PIXMA Series (China) MP545/MP628/MP988 Canon PIXMA Series (China) MX638/MX868/MX876 |
| RMC-CLI821C | CLI-821C | |
| RMC-CLI821M | CLI-821M | |
| RMC-CLI821Y | CLI-821Y | |
| RMC-PGI820BK | PGI-820BK | |
| RMC-CLI821GY | CLI-821GY | Canon PIXMA MP988 (China) |



Canon I Series

| | | |
|------------|---------|---|
| RMC-PGI5BK | PGI-5BK | Canon PIXMA IP3300/IP4200/IP4300/IP4500 Canon PIXMA IX4000/IX5000 Canon PIXMA MP970 |
| RMC-CLI8BK | CLI-8BK | Canon PIXMA IP4200/IP4200/IP4500/IP4300/IP5300 Canon PIXMA Pro9000 |
| RMC-CLI8C | CLI-8C | |
| RMC-CLI8M | CLI-8M | |


| | | |
|-------------|-------------|---|
| RMC-CLI8Y | CLI-8Y | |
| RMC-CLI8PC | CLI-8PC | |
| RMC-CLI8PM | CLI-8PM | Canon PIXMA Pro9000 |
| RMC-CLI8R | CLI-8R | |
| RMC-CLI8G | CLI-8G | |
| RMC-BCI9BK | BCI-9PGBK | |
| RMC-BCI7BK | BCI-7eBK | Canon PIXUS MP950/MP960/MP970/MP900 Canon PIXUS PRO9000 Canon PIXUS ip8600/ip9910 |
| RMC-BCI7C | BCI-7eC | |
| RMC-BCI7M | BCI-7eM | |
| RMC-BCI7Y | BCI-7eY | |
| RMC-BCI7PC | BCI-7ePC | |
| RMC-BCI7PM | BCI-7ePM | |
| RMC-BCI7R | BCI-7eR | |
| RMC-BCI7G | BCI-7eG | Canon PIXUS ip8600/ip9910 Canon PIXUS Pro9000 |
| RMC-PGI9 | PGI-9R | Canon PIXUS Pro9500 |
| RMC-PGI9MBK | PGI-9MBK | |
| RMC-PGI9G | PGI-9G | |
| RMC-PGI9PM | PGI-9PM | |
| RMC-PGI9PC | PGI-9PC | |
| RMC-PGI9Y | PGI-9Y | |
| RMC-PGI9C | PGI-9C | |
| RMC-PGI9GY | PGI-9GY | |
| RMC-PGI9PBK | PGI-9PBK | |
| RMC-PGI9M | PGI-9M | |
| RMC-BCI19BK | BCI-19BK | Canon pixus ip100 |
| RMC-BCI19C | BCI-19COLOR | Canon pixus Mini260 Canon pixus ip100 |
| RMC-PGI35 | PGI-35 | Canon pixus ip100 |



| | | | |
|------------|---------|---------------------|-------------------|
| RMC-CLI36C | CLI-36C | Canon pixus Mini260 | Canon pixus ip100 |
|------------|---------|---------------------|-------------------|

Canon Wide Fo RMat

| | | |
|--------------|----------|--|
| RMC-PFI102MK | PFI102MK | Canon imagePROGRAF 500/510 Canon imagePROGRAF 600/605/610 Canon imagePROGRAF 700/710/720/750/755 Canon imagePROGRAF 605/610/655 |
| RMC-PFI102K | PFI102K | |
| RMC-PFI102C | PFI102C | |
| RMC-PFI102M | PFI102M | |
| RMC-PFI102Y | PFI102Y | |




| | | |
|------------|------------|-------------------|
| RMC-1201BK | BCI-1201BK | Canon N1000/N2000 |
| RMC-1201C | BCI-1201C | |
| RMC-1201M | BCI-1201M | |
| RMC-1201Y | BCI-1201Y | |

| | | |
|------------|------------|-------------|
| RMC-1302BK | BCI-1302BK | Canon W2200 |
| RMC-1302C | BCI-1302C | |
| RMC-1302M | BCI-1302M | |
| RMC-1302Y | BCI-1302Y | |
| RMC-1302LC | BCI-1302LC | |
| RMC-1302LM | BCI-1302LM | |

| | | |
|------------|------------|------------------------|
| RMC-1411BK | BCI-1411BK | Canon W7200/W8200/8400 |
| RMC-1411C | BCI-1411C | |
| RMC-1411M | BCI-1411M | |
| RMC-1411Y | BCI-1411Y | |
| RMC-1411LC | BCI-1411LC | |
| RMC-1411LM | BCI-1411LM | |

| | | |
|------------|------------|------------------|
| RMC-1401BK | BCI-1401BK | Canon W7250/6400 |
| RMC-1401C | BCI-1401C | |
| RMC-1401M | BCI-1401M | |
| RMC-1401Y | BCI-1401Y | |
| RMC-1401LC | BCI-1401LC | |
| RMC-1401LM | BCI-1401LM | |



| | | |
|------------|------------|------------------|
| RMC-1431BK | BCI-1431BK | Canon W6200/6400 |
| RMC-1431C | BCI-1431C | |
| RMC-1431M | BCI-1431M | |
| RMC-1431Y | BCI-1431Y | |
| RMC-1431LC | BCI-1431LC | |
| RMC-1431LM | BCI-1431LM | |
| RMC-1421BK | BCI-1421BK | Canon W8200/8400 |
| RMC-1421C | BCI-1421C | |
| RMC-1421M | BCI-1421M | |
| RMC-1421Y | BCI-1421Y | |
| RMC-1421LC | BCI-1421LC | |
| RMC-1421LM | BCI-1421LM | |

Canon II Series CISS Chip

| | | |
|------------------|-------------|--|
| RMC-CLI221BKR | CLI-221BK | Canon PIXMA Series(USA) iP3600/iP4600 Canon PIXMA Series(USA) MP540/MP620/MP630/MP980 Canon PIXUS (Japan)MX860/MX870 |
| RMC-CLI221CR | CLI-221C | |
| RMC-CLI221MR | CLI-221M | |
| RMC-CLI221YR | CLI-221Y | |
| RMC-PGI220BKR | PGI-220BK | |
| RMC-CLI221GYR | CLI-221GY | Canon PIXMA MP980 (USA) |
| RMC-BCI321BKR | BCI-321BK | Canon PIXUS (Japan) iP3600/iP4600 Canon PIXUS (Japan) MP540/MP620/MP630/MP980 Canon PIXUS (Japan)MX860/MX870 |
| RMC- BCI321CR | BCI-321C | |
| RMC- BCI321MR | BCI-321M | |
| RMC- BCI321YR | BCI-321Y | |
| RMC- BCI320PGBKR | BCI-320PGBK | |
| RMC- BCI321GYR | BCI-321GY | Canon PIXUS MP980 (Japan) |
| RMC-CLI521BKR | CLI-521BK | Canon PIXMA Series (Europe) iP3600/iP4600 Canon PIXMA Series (Europe) MP540/MP620/MP630/MP980 Canon PIXMA MP980 (Europe) Canon PIXUS (Japan)MX860/MX870 |
| RMC-CLI521CR | CLI-521C | |
| RMC-CLI521MR | CLI-521M | |
| RMC-CLI521YR | CLI-521Y | |
| RMC-PGI520BKR | PGI-520BK | |
| RMC-CLI521GYR | CLI-521GY | |



| | | |
|---------------|-----------|--|
| RMC-CLI821BKR | CLI-821BK | Canon PIXMA Series (China) iP3680/iP4680 Canon PIXMA Series (China) MP545/MP628/MP988 Canon PIXMA Series (China) MX638/MX868/MX876 |
| RMC-CLI821CR | CLI-821C | |
| RMC-CLI821MR | CLI-821M | |
| RMC-CLI821YR | CLI-821Y | |
| RMC-PGI820BKR | PGI-820BK | |
| RMC-CLI821GYR | CLI-821GY | Canon PIXMA MP988 (China) |

Canon I Series CISS Chips

| | | | |
|--------------|-----------|---|---|
| RMC-PGI5BKR | PGI-5BK | Canon PIXMA IP4200 Canon PIXMA IP4500 Canon PIXMA IX5000 Canon PIXMA MP970 | Canon PIXMA IP3300 Canon PIXMA IX4000 Canon PIXMA IP4300 |
| RMC-CLI8BKR | CLI-8BK | Canon PIXMA Pro9000 | Canon PIXMA IP4200 Canon PIXMA IP4300 Canon PIXMA Pro9000 |
| RMC-CLI8CR | CLI-8C | | |
| RMC-CLI8MR | CLI-8M | | |
| RMC-CLI8YR | CLI-8Y | | |
| RMC-CLI8PCR | CLI-8PC | | |
| RMC-CLI8PMR | CLI-8PM | | |
| RMC-CLI8RR | CLI-8R | | |
| RMC-CLI8GR | CLI-8G | | |
| RMC-BCI9BKR | BCI-9PGBK | Canon PIXUS IP3300/IP4200/IP4300 Canon PIXUS MP950/MP960/MP970 | |
| RMC-BCI7BKR | BCI-7eBK | Canon PIXUS MP950/MP960/MP970/MP900 Canon PIXUS PRO9000 Canon PIXUS ip8600/ip9910 | Canon PIXUS Pro9000 |
| RMC-BCI7CR | BCI-7eC | | |
| RMC-BCI7MR | BCI-7eM | | |
| RMC-BCI7YR | BCI-7eY | | |
| RMC-BCI7PCR | BCI-7ePC | | |
| RMC-BCI7PMR | BCI-7ePM | | |
| RMC-BCI7RR | BCI-7eR | Canon PIXUS ip8100/ip8600/ip9910 | Canon PIXUS Pro9000 |
| RMC-BCI7GR | BCI-7eG | Canon PIXUS ip8600/ip9910 | Canon PIXUS Pro9000 |
| RMC-PGI9RR | PGI-9R | PGI-9R | |
| RMC-PGI9MBKR | PGI-9MBK | | |
| RMC-PGI9GR | PGI-9G | | |



| | | | |
|--------------|-------------|----------------------|-------------------|
| RMC-PGI9PMR | PGI-9PM | Canon PIXUS Pro9500 | |
| RMC-PGI9PCR | PGI-9PC | | |
| RMC-PGI9YR | PGI-9Y | | |
| RMC-PGI9CR | PGI-9C | | |
| RMC-PGI9GYR | PGI-9GY | | |
| RMC-PGI9PBKR | PGI-9PBK | | |
| RMC-PGI9MR | PGI-9M | | |
| RMC-BCI19BKR | BCI-19BK | Canon pixus ip100 | |
| RMC-BCI19CR | BCI-19COLOR | Canon pixus Mini 260 | Canon pixus ip100 |
| RMC-PGI35R | PGI-35 | Canon pixus ip100 | |
| RMC-CLI36CR | CLI-36C | Canon pixus Mini 260 | Canon pixus ip100 |

Canon III Series Chips


| | | |
|--------------|-----------|--|
| RMC-PGI125BK | PGI-125BK | Canon PIXMA IP4810/MG5210/MG6110 Canon PIXMA IX6510 |
| RMC-CLI126BK | CLI-126BK | |
| RMC-CLI126C | CLI-126C | |
| RMC-CLI126M | CLI-126M | |
| RMC-CLI126Y | CLI-126Y | |
| RMC-CLI126GY | CLI-126GY | Canon PIXMA MG6110 |
| RMC-PGI225BK | PGI-225BK | Canon PIXMA MG5120/5220/6120 /8120 Canon PIXMA IP4820 Canon PIXMA MX882/IX6520 |
| RMC-CLI226BK | CLI-226BK | |
| RMC-CLI226C | CLI-226C | |
| RMC-CLI226M | CLI-226M | |
| RMC-CLI226Y | CLI-226Y | |
| RMC-CLI226GY | CLI-226GY | Canon PIXMA MG8120/6120 |
| RMC-PGI325BK | PGI-325BK | Canon PIXUS MG5230/5130/6130/8130 Canon PIXUS IP4830 Canon PIXUS MX883/IX6530 |
| RMC-CLI326BK | CLI-326BK | |
| RMC-CLI326C | CLI-326C | |
| RMC-CLI326M | CLI-326M | |
| RMC-CLI326Y | CLI-326Y | |
| RMC-CLI326GY | CLI-326GY | Canon PIXUS MG8130/6130 |
| RMC-PGI425BK | PGI-425BK | |








| | | | |
|--------------|-----------|-----------------------------------|-------|
| RMC-CLI426BK | CLI-426BK | Canon PIXMA MG5240/5140/6140/8140 | |
| RMC-CLI426C | CLI-426C | Canon PIXMA IP4840 | |
| RMC-CLI426M | CLI-426M | Canon PIXMA MX884/IX6540 | |
| RMC-CLI426Y | CLI-426Y | | |
| RMC-CLI426GY | CLI-426GY | Canon PIXMA MG8140/6140 | |
| RMC-PGI525BK | PGI-525BK | | |
| RMC-CLI526BK | CLI-526BK | Canon PIXMA MG5250/5150/6150/8150 | |
| RMC-CLI526C | CLI-526C | Canon PIXMA IP4850 | |
| RMC-CLI526M | CLI-526M | Canon PIXMA MX885/IX6550 | |
| RMC-CLI526Y | CLI-526Y | | |
| RMC-CLI526GY | CLI-526GY | Canon PIXMA MG8150/6150 | |
| RMC-PGI725BK | PGI-725BK | | |
| RMC-CLI726BK | CLI-726BK | Canon PIXMA MG5270/5170/6170/8170 | |
| RMC-CLI726C | CLI-726C | Canon PIXMA IP4870 | Canon |
| RMC-CLI726M | CLI-726M | PIXMA MX887/IX6570 | |
| RMC-CLI726Y | CLI-726Y | | |
| RMC-CLI726GY | CLI-726GY | Canon PIXMA MG8170/6170 | |
| RMC-PGI825BK | PGI-825BK | | |
| RMC-CLI826BK | CLI-826BK | Canon PIXMA MG5280/5180/6180/8180 | |
| RMC-CLI826C | CLI-826C | Canon PIXMA IP4880 | |
| RMC-CLI826M | CLI-826M | Canon PIXMA MX888/IX6580 | |
| RMC-CLI826Y | CLI-826Y | | |
| RMC-CLI826GY | CLI-826GY | Canon PIXMA MG8180/6180 | |

For Ricoh Cartridge


| | | | |
|-------------|----------|--------------|--|
| RMR-BKG7500 | G7500 BK | | |
| RMR-CG7500 | G7500 C | | |
| RMR-MG7500 | G7500 M | RICOH GX7500 | |
| RMR-YG7500 | G7500 Y | | |
| RMR-BKG7000 | G7000 BK | | |
| RMR-CG7000 | G7000 C | RICOH GX7000 | |



| | | | | | |
|----------------------------|----------|--|--|--|---|
| RMR-MG7000 | G7000 M | RICOH GX7000 | | |  |
| RMR-YG7000 | G7000 Y | | | | |
| RMR-BKG2500 | G2500 BK | RICOH GX2500 | | | |
| RMR-CG2500 | G2500 C | | | | |
| RMR-MG2500 | G2500 M | | | | |
| RMR-YG2500 | G2500 Y | | | | |
| RMR-GC21BKH | GC21BKH | | | | |
| RMR-GC21CH | GC21CH | RICOH GX700 RICOH GX5050N | | | |
| RMR-GC21MH | GC21MH | | | | |
| RMR-GC21YH | GC21YH | | | | |
| RMR-GC21BK | GC21BK | RICOH GX700 RICOH GX5050 RICOH GX3000SF RICOH GX3000S RICOH GX3000 RICOH GX2500 | | |  |
| RMR-GC21C | GC21C | | | | |
| RMR-GC21M | GC21M | | | | |
| RMR-GC21Y | GC21Y | | | | |
| RMR-1K12 | RC-1K12 | | | | |
| RMR-1C12 | RC-1C12 | RICOH IPSIO G7570 | | | |
| RMR-1M12 | RC-1M12 | | | | |
| RMR-1Y12 | RC-1Y12 | | | | |
| For Kodak Cartridge | | | | | |
| RMK-8965 | 10#BK | Kodak Easyshare Series 5100/5200/3250/5250/5300/5500 Kodak ESP3/5/7/9 Kodak ESP office 6150/7250 | | |  |
| RMK-8966 | 10#C | | | | |
| RMK-8965XL | 10#BKXL | | | | |
| RMK-8966XL | 10#CXL | | | | |
| For Dell Cartridge | | | | | |


| | | | |
|----------|----------|---|---|
| RMD-905 | 20#BK | DELL 703 DELL 703W |  |
| RMD-906 | 20#Color | | |
| RMD-21BK | 3305*** | DELL V313/V313W DELL P513W DELL V515/515W |  |
| RMD-21C | 3305*** | DELL P713 DELL V715W | |
| RMD-22BK | 3305*** | DELL V313/V313W DELL P513W DELL V515/515W | |
| RMD-22C | 3305*** | DELL P713 DELL V716W | |

For Lexmark Cartridge

| | | | |
|-------------|---------|--|---|
| RML-100BK | 14N0820 | Lexmark prospect PRO205/208 Lexmark impact S305/S308 Lexmark interpret S405/S408 Lexmark intuition S505/S508 Lexmark interact S605/S608 Lexmark prevail PRO705/708 Lexmark prestige PRO805/808 Lexmark platinum PRO905/908 Lexmark GENESIS 815/816 |  |
| RML-100C | 14N0900 | | |
| RML-100M | 14N0901 | | |
| RML-100Y | 14N0902 | | |
| RML-100BKXL | 14N1068 | | |
| RML-100CXL | 14N1069 | | |
| RML-100MXL | 14N1070 | | |
| RML-100YXL | 14N1071 | | |

For LG Cartridge

| | | | |
|-------------|------------|------------------------------|------------|
| RMG-3310S5K | LIP3310S5K | LG Lip 3310/3310CW/3320/3370 | come soon! |
| RMG-331S6C | LIP331S6C | | |
| RMG-3310S6M | LIP331S7M | | |
| RMG-3310S6Y | LIP331S8Y | | |

| OEM Ink Cartridge Type | OEM Product Number | RefillMax product | Color | Description | Chip Photo |
|----------------------------------|--------------------|-------------------|-------|---|---|
| For HP Cartridge (One-time Chip) | | | | | |
| HP 10 | C4840A | RMH-4840A | BK | HP Designjet Colorpro ga HP Designjet Colorpro cad HP Business Inkjet 2000c professional series HP Business Inkjet 2500c professional series |  |
| | C4841A | RMH-4841A | C | | |
| | C4842A | RMH-4842A | Y | | |
| | C4843A | RMH-4843A | M | | |
| | C4844A | RMH-4844A | BK | HP Designjet 500/500PS HP Designjet 800/800PS HP Designjet 815mfp HP Designjet 1100 HP Designjet 2200 HP Designjet 2300/2230/2250/2280/2600/1700 HP Designjet100/110 HP Business inkjet 3000/3000n/3000dtn HP Business Inkjet 2000c professional series HP Business Inkjet 2500c professional series | |
| HP 11 | C4836A | RMH-4836A | C | HP Business Inkjet 1100 series HP Business Inkjet 2200/2300/2230 HP Business Inkjet 2250/2280/2600series HP Color Inkjet Printer cp1700 HP Designjet 100/110/120/10PS/20PS/50PS | |
| | C4837A | RMH-4837A | M | | |
| | C4838A | RMH-4838A | Y | HP Business Inkjet 1100 series HP Business Inkjet 2200/2300/2230 HP Business Inkjet 2250/2280/2600series HP Color Inkjet Printer cp1700 HP Designjet 100/110plus Printer series | |
| HP 12 | C4804A | RMH-4804A | C | HP Business Inkjet 3000/3000n/3000dtn | |
| | C4805A | RMH-4805A | M | | |
| | C4806A | RMH-4806A | Y | | |
| HP 13 | C4814A | RMH-4814A | BK | HP Business Inkjet 1000 | |
| | C4815A | RMH-4815A | C | | |
| | C4816A | RMH-4816A | M | | |
| | C4817A | RMH-4817A | Y | | |

| | | | | |
|--------------|--------|-----------|----|--|
| HP 18 | C4936A | RMH-4936A | BK | HP Officejet Pro K5300/5400dn HP Officejet Pro L7380 HP Officejet Pro L7580 HP Officejet K5400dn/K5400dtn |
| | C4937A | RMH-4937A | C | |
| | C4938A | RMH-4938A | M | |
| | C4939A | RMH-4939A | Y | |
| HP 38 | C9412A | RMH-9412A | MK | HP Photosmart Pro B9180 |
| | C9413A | RMH-9413A | PK | |
| | C9414A | RMH-9414A | LG | |
| | C9415A | RMH-9415A | C | |
| | C9416A | RMH-9416A | M | |
| | C9417A | RMH-9417A | Y | |
| | C9418A | RMH-9418A | LC | |
| | C9419A | RMH-9419A | LM | |
| HP 82 | C4911A | RMH-4911A | C | HP Designjet 500/500PS HP Designjet 800/800PS HP Designjet 815mfp HP Designjet 820mfp |
| | C4912A | RMH-4912A | M | |
| | C4913A | RMH-4913A | Y | |
| HP 84 | C5016A | RMH-5016A | BK | HP Designjet 90r/10ps/20ps/50ps/30/120/130 series HP Business Inkjet 2600 |
| | C5017A | RMH-5017A | LC | |
| | C5018A | RMH-5018A | LM | |
| HP 85 | C9425A | RMH-9425A | C | HP Designjet 30/90r/130 series |
| | C9426A | RMH-9426A | M | |
| | C9427A | RMH-9427A | Y | |
| | C9428A | RMH-9428A | LC | |
| | C9429A | RMH-9429A | LM | |
| HP 88 | C9385A | RMH-9385A | BK | HP Officejet PRO K550 |
| | C9386A | RMH-9386A | C | |
| | C9387A | RMH-9387A | M | |
| | C9388A | RMH-9388A | Y | |



HP 88

| | | | |
|--------|-----------|----|-----------------------|
| C9396A | RMH-9396A | BK | HP Officejet PRO K550 |
| C9391A | RMH-9391A | C | |
| C9392A | RMH-9392A | M | |
| C9393A | RMH-9393A | Y | |

HP 02

| | | | |
|--------|-----------|----|---|
| C8721W | RMH-8721W | BK | HP Photosmart D7300/D7100/D6100/C7100/C6100/C5100/8200/3100 series |
| C8719W | RMH-8719W | BK | |
| C8771W | RMH-8771W | C | |
| C8772W | RMH-8772W | M | |
| C8773W | RMH-8773W | Y | |
| C8774W | RMH-8774W | LC | |
| C8775W | RMH-8775W | LM | |

HP 801

| | | | |
|--------|-----------|----|---|
| C8721Z | RMH-8721Z | BK | HP Photosmart D7300/D7100/D6100/C7100/C6100/C5100/8200/3100 series |
| C8719Z | RMH-8719Z | BK | |
| C8771Z | RMH-8771Z | C | |
| C8772Z | RMH-8772Z | M | |
| C8773Z | RMH-8773Z | Y | |
| C8774Z | RMH-8774Z | LC | |
| C8775Z | RMH-8775Z | LM | |

HP 363

| | | | |
|--------|-----------|----|---|
| C8719E | RMH-8719E | BK | HP Photosmart D7300/D7100/D6100/C7100/C6100/C5100/8200/3100 series |
| C8721E | RMH-8721E | BK | |
| C8771E | RMH-8771E | C | |
| C8772E | RMH-8772E | M | |
| C8773E | RMH-8773E | Y | |
| C8774E | RMH-8774E | LC | |
| C8775E | RMH-8775E | LM | |

HP 177

| | | | |
|--------|-----------|----|---|
| C8721H | RMH-8721H | BK | HP Photosmart D7300/D7100/D6100/C7100/C6100/C5100/8200/3100 series |
| C8719H | RMH-8719H | BK | |
| C8771H | RMH-8771H | C | |
| C8772H | RMH-8772H | M | |
| C8773H | RMH-8773H | Y | |
| C8774H | RMH-8774H | LC | |
| C8775H | RMH-8775H | LM | |


| | | |
|--------|-----------|-------|
| C5010A | RMH-5010A | COLOR |
|--------|-----------|-------|



HP 14

| | | |
|--------|-----------|-------|
| C5011A | RMH-5011A | BK |
| C5010D | RMH-5010D | COLOR |
| C5011D | RMH-5011D | BK |

HP Color Inkjet Printer CP1160series
 HP Officejet D125xi/D135/D135xi/D145/D155xi
 HP Officejet 7110 series/7130series
 HP Officejet 7140series
 HP Digital Copier 610series



For HP Cartridge (CISS Chips)

HP 10

| | | | |
|--------|---------|-----|----|
| C4840A | -4840AR | RMH | BK |
| C4841A | -4841AR | RMH | C |
| C4842A | -4842AR | RMH | Y |
| C4843A | -4843A | RMH | RM |

HP Designjet Colorpro ga
 HP Designjet Colorpro cad
 HP Business Inkjet 2000c professional series
 HP Business Inkjet 2500c professional series

| | | | |
|--------|---------|-----|----|
| C4844A | -4844AR | RMH | BK |
|--------|---------|-----|----|

HP Designjet 500/500PS
 HP Designjet 800/800PS
 HP Designjet 815mfp
 HP Designjet 1100
 HP Designjet 2200
 HP Designjet 2300/2230/2250/2280/2600/1700
 HP Designjet100/110
 HP Business inkjet 3000/3000n/3000dtn
 HP Business Inkjet 2000c professional series
 HP Business Inkjet 2500c professional series

HP 11

| | | | |
|--------|---------|-----|----|
| C4836A | -4836AR | RMH | C |
| C4837A | -4837A | RMH | RM |
| C4838A | -4838AR | RMH | Y |

HP Business Inkjet 1100 series
 HP Business Inkjet 2200/2300/2230
 HP Business Inkjet 2250/2280/2600series
 HP Color Inkjet Printer cp1700
 HP Designjet 100/110/120/10PS/20PS/50PS

HP Business Inkjet 1100 series
 HP Business Inkjet 2200/2300/2230
 HP Business Inkjet 2250/2280/2600series
 HP Color Inkjet Printer cp1700
 HP Designjet 100/110plus Printer series

HP 12

| | | | |
|--------|------------|-----|----|
| C4804A | RMH-4804AR | C | |
| C4805A | -4805A | RMH | RM |
| C4806A | RMH-4806AR | Y | |

HP Business Inkjet 3000/3000n/3000dtn

HP 13

| | | | |
|--------|------------|-----|---|
| C4814A | RMH-4814AR | BK | |
| C4815A | -4815AR | RMH | C |

HP Business Inkjet 1000



HP 13

| | | | |
|--------|--|------------|---|
| C4816A | | RMH-4816AR | M |
| C4817A | | RMH-4817AR | Y |

HP Business Inkjet 1000

HP 14

| | | | |
|--------|---------|------------|----|
| C5010A | -5010AR | RMH COLOR | |
| C5011A | | RMH-5011AR | BK |
| C5010D | -5010DR | RMH COLOR | |
| C5011D | -5011DR | RMH BK | |

HP Color Inkjet Printer CP1160series
 HP Officejet D125xi/D135/D135xi/D145/D155xi
 HP Officejet 7110 series/7130series
 HP Officejet 7140series
 HP Digital Copier 610series

HP 18

| | | | |
|--------|--|------------|----|
| C4936A | | RMH-4936AR | BK |
| C4937A | | RMH-4937AR | C |
| C4938A | | RMH-4938A | RM |
| C4939A | | RMH-4939AR | Y |

HP Officejet Pro K5300/5400dn
 HP Officejet Pro L7380
 HP Officejet Pro L7580
 HP Officejet K5400dn/K5400dtn

HP 38

| | | | |
|--------|--|------------|-----|
| C9412A | | RMH-9412A | RMK |
| C9413A | | RMH-9413AR | PK |
| C9414A | | RMH-9414AR | LG |
| C9415A | | RMH-9415AR | C |
| C9416A | | RMH-9416A | RM |
| C9417A | | RMH-9417AR | Y |
| C9418A | | RMH-9418AR | LC |
| C9419A | | RMH-9419AR | LM |

HP Photosmart Pro B9180

HP 82

| | | | |
|--------|---------|------------|---|
| C4911A | - | RMH 4911AR | C |
| C4912A | - | RMH 4912AR | M |
| C4913A | -4913AR | RMH Y | |

HP Designjet 500/500PS
 HP Designjet 800/800PS
 HP Designjet 815mfp
 HP Designjet 820mfp


HP Designjet 500/500PS
 HP Designjet 800/800PS
 HP Designjet 815mfp
 HP Designjet 820mfp
 HP Designjet 10PS/20PS/50PS

HP 84

| | | | |
|--------|---------|--------|--|
| C5016A | -5016AR | RMH BK | |
| C5017A | -5017AR | RMH LC | |

HP Designjet 90r/10ps/20ps/50ps/30/120/130 series
 HP Business Inkjet 2600

HP Designjet 10ps/20ps/50ps/120 series



| | | | | | | |
|---------------|--------|---------|------------|----|----|--|
| | C5018A | -5018AR | RMH | LM | | HP Designjet 10ps/20ps/50ps/120 series |
| HP 85 | C9425A | -9425AR | RMH | C | | |
| | C9426A | -9426A | RMH | RM | | |
| | C9427A | -9427AR | RMH | Y | | HP Designjet 30/90r/130 series |
| | C9428A | -9428AR | RMH | LC | | |
| | C9429A | -9429AR | RMH | LM | | |
| | | | | | | |
| HP 88 | C9385A | -9385AR | RMH | BK | | |
| | C9386A | -9386AR | RMH | C | | HP Officejet PRO K550 |
| | C9387A | -9387A | RMH | RM | | |
| | C9388A | -9388AR | RMH | Y | | |
| | C9396A | -9396AR | RMH | BK | | |
| | C9391A | -9391AR | RMH | C | | HP Officejet PRO K550 |
| | C9392A | -9392A | RMH | RM | | |
| | C9393A | -9393AR | RMH | Y | | |
| HP 02 | C8721W | -8721WR | RMH | BK | | |
| | C8719W | | RMH-8719WR | | BK | |
| | C8771W | -8771WR | RMH | C | | HP Photosmart |
| | C8772W | -8772W | RMH | RM | | D7300/D7100/D6100/C7100/C6100/C5100/8200/3100 series |
| | C8773W | -8773WR | RMH | Y | | |
| | C8774W | -8774WR | RMH | LC | | |
| | C8775W | -8775WR | RMH | LM | | |
| HP 801 | C8721Z | -8721ZR | RMH | BK | | |
| | C8719Z | | RMH-8719ZR | | BK | |
| | C8771Z | -8771ZR | RMH | C | | HP Photosmart |
| | C8772Z | -8772Z | RMH | RM | | D7300/D7100/D6100/C7100/C6100/C5100/8200/3100 series |
| | C8773Z | -8773ZR | RMH | Y | | |
| | C8774Z | -8774ZR | RMH | LC | | |
| | C8775Z | -8775ZR | RMH | LM | | |
| HP 363 | C8719E | -8719ER | RMH | BK | | |
| | C8721E | -8721ER | RMH | BK | | |
| | C8771E | -8771ER | RMH | C | | HP Photosmart |
| | C8772E | -8772E | RMH | RM | | D7300/D7100/D6100/C7100/C6100/C5100/8200/3100 series |



HP 177

| | | | | |
|--------|---------|------------|----|----|
| C8773E | -8773ER | RMH | Y | |
| C8774E | -8774ER | RMH | LC | |
| C8775E | -8775ER | RMH | LM | |
| C8721H | -8721HR | RMH | BK | |
| C8719H | | RMH-8719HR | | BK |
| C8771H | -8771HR | RMH | C | |
| C8772H | -8772H | RMH | RM | |
| C8773H | -8773HR | RMH | Y | |
| C8774H | -8774HR | RMH | LC | |
| C8775H | -8775HR | RMH | LM | |

HP Photosmart
D7300/D7100/D6100/C7100/C6100/C5100/8200/3100 series

